

Band Pass Filter - 2007nm, 13nm

Features

- Low Insertion Loss
- Wide Stop Band
- High Isolation
- High Stability and Reliability

Applications

- Medical Cosmetology
- Laser Surgery
- Laser Engraving
- Gas Sensing



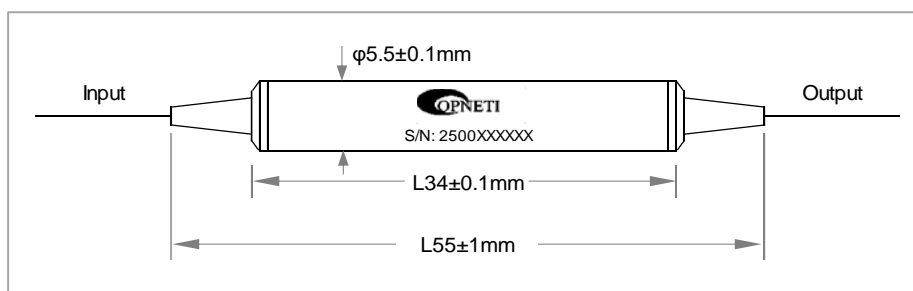
Specifications

Parameters	Unit	Values
Operation Wavelength Range	nm	350~2800
Center Wavelength	nm	2007
Passband Width (at 1dB)	nm	13
1dB Pass Wavelength Range	nm	2000~2013
3dB Pass Wavelength Range	nm	1997~2017
Pass Wavelength Range tolerance	nm	13±0.5
Stop Wavelength Range	nm	350~1978 and 2037~2800
Pass Insertion Loss	dB	≤0.9
Stop Band Isolation	dB	≥30
PDL	dB	≤0.2
Return Loss (SMF/MMF)	dB	≥50/30
Max Power Handling (CW)	mW	500
Fiber Type		MMF50/125, SMF-28e, SM1950
Operating Temperature	°C	-0 ~ +70
Storage Temperature	°C	-40 ~ +85
Dimensions	mm	φ5.5×L34

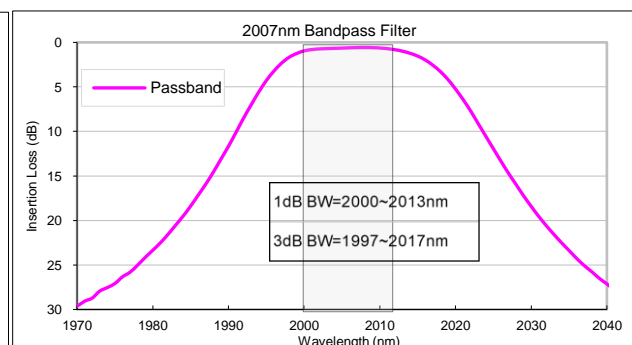
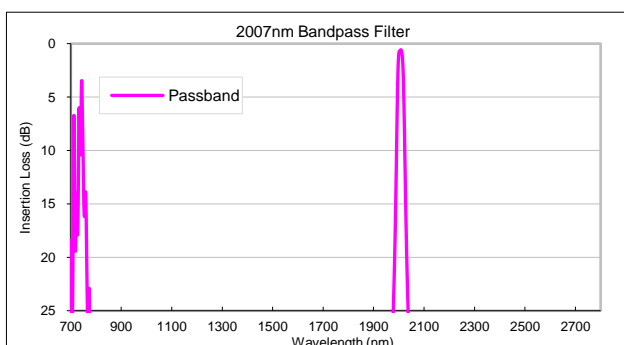
* For devices with connectors, IL+0.3dB, RL-5dB,

* Power handling can be higher on request.

Package Dimensions



Typical Spectrum



Ordering Information

BPF- ①①①-②②②②-③③-④④④-⑤⑤-⑥-⑦⑦

①	Port Type	1x1;
②	Pass Wavelength	2007;
③	Pass Band Width	13=13nm;
④	Pigtail Type	250=250μm Fiber; 900=900μm Loose Tube;
⑤	Fiber Type	O2=MMF50/125; 1=SMF-28e; S9=SM1950;
⑥	Length	1=1m;
⑦	Connector	NE=None; FA=FC/APC; FC=FC/UPC; SA=SC/APC; SC=SC/UPC; LC=LC/UPC; XX=Others;